










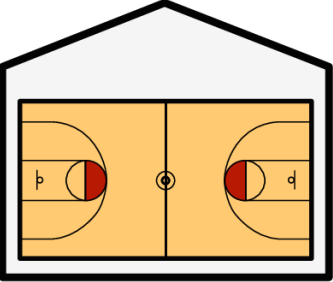






Visual Schedule

Print the icons and corresponding schedule board. Build the schedule with the individual and make sure to move the pictures to the checked off column once completed.

 <p>hang up coat</p>	 <p>morning meeting</p>	 <p>reading</p>	 <p>writing</p>
 <p>computer</p>	 <p>math</p>	 <p>science</p>	 <p>social studies</p>
 <p>music</p>	 <p>art</p>	 <p>library</p>	 <p>gym</p>
 <p>snack</p>	 <p>lunch</p>	 <p>recess</p>	 <p>go home</p>

Schedule

✓ Done

1




morning meeting

2




reading

3




snack

4



writing

5



art